


Economic Security Report of Employment and Earnings Outcomes of Florida's Graduates from Public Postsecondary Educational Institutions

The Economic Security Report provides students, parents, and others with employment, earnings, and other outcome information on graduates of Florida's public institutions of higher education, e.g., State University System (SUS), Florida College System (FCS), and District Technical Centers (DTC).¹

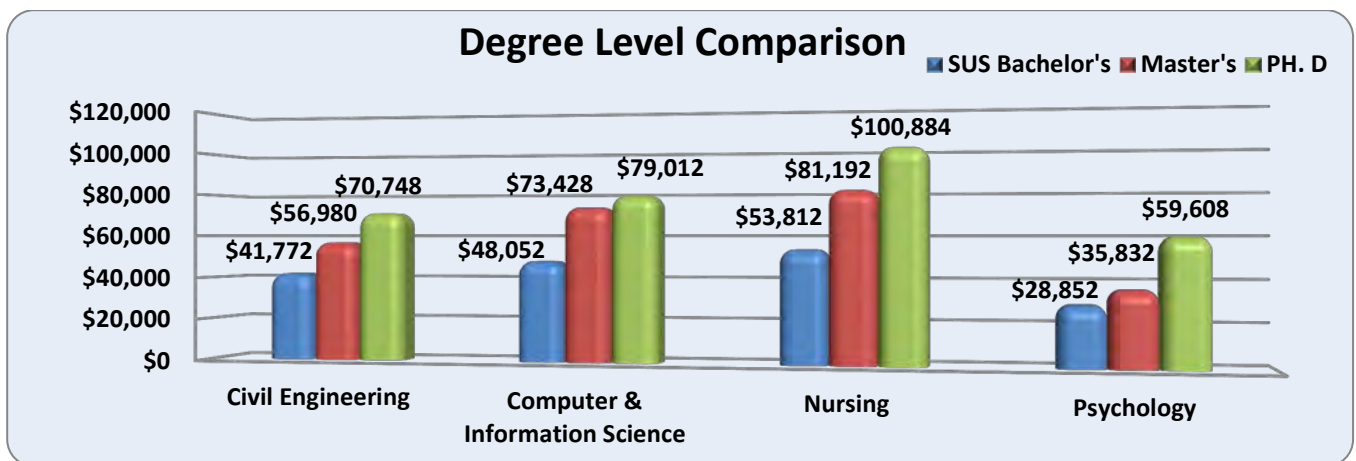
The website and full report can be accessed at www.beyondeducation.org and are intended as tools to help students, parents, and others make informed decisions about their education and career choices.

Higher Education Pays

On average, students who attend institutions of higher learning earn more than those who do not. Each level of educational achievement provides a boost in earnings power. The degree level matters – the more you learn, the more you earn. The chart below shows earnings for the most common degrees.²



On average, the type of degree selected will be associated with earnings potential. In most cases, *what* you study matters more than *where* you study. Once you know what you're studying, the *degree* level matters more. The chart below shows earnings comparisons for the various degrees.³

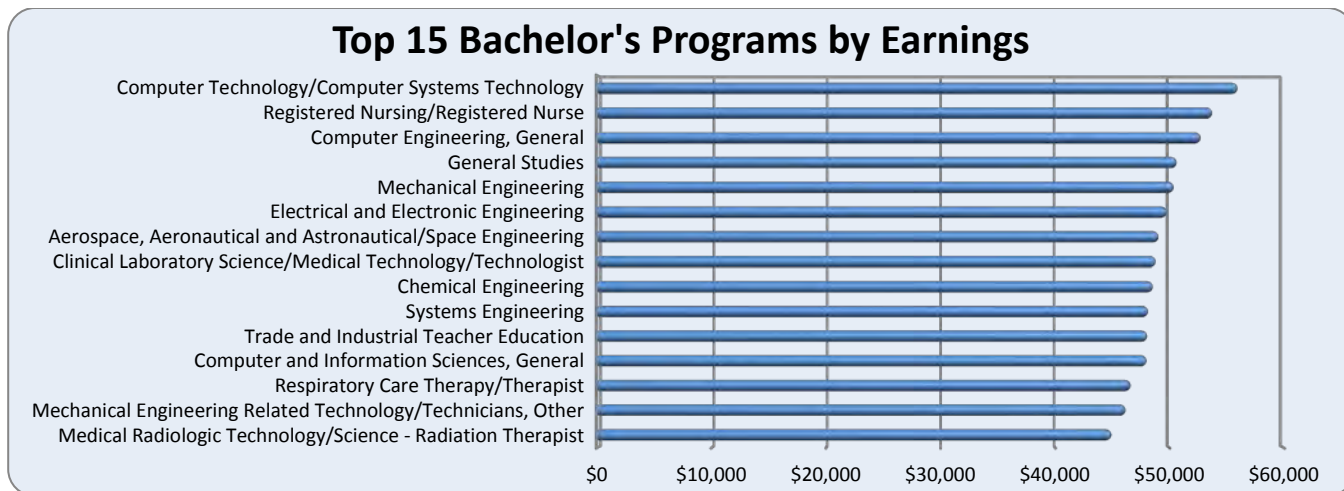


1 The data source for information in this Summary Report is the Florida Department of Education's Florida Education and Training Placement Information Program (FETPIP).


2 Data represents the median first year earnings for 2010-2011 graduates the first year after graduation.

3 Data represents the average first year earnings for 2010-2011 graduates the first year after graduation.

While choice of institution and major should be driven by personal interest and other factors, understanding the top bachelor's degree programs and earnings of recent graduates can help students choose a program that best meets their long term career goals. The chart below shows the top fifteen bachelor's programs in 2010-2011 by earnings.⁴



In addition to the most common degrees, a wide variety of career and technical certificates and diplomas are also offered by Colleges and District Technical Centers. These include credentials such as advanced technical certificates, apprenticeships, applied technology diplomas, college credit certificates, and career certificates. These credentials are offered in areas such as Computer Programming, Information Technology Technician, Practical Nursing, Firefighting, Correctional Probation Officers, and Construction, among others. The chart below shows examples of the first year earnings of graduates/completers for various certificates and diplomas.⁵



Summary

Although each graduate's success reflects a variety of factors such as their background, the local job market, where they choose to live (rural vs. urban), etc., the www.beyondeducation.org website and Economic Security Report provide valuable information as students and parents consider education and career choices.

⁴ Data represents the average earnings of 2010-2011 graduates the first year after graduation.

⁵ Data represents the median first year earnings of graduates/completers for the academic years 2006-2007 through 2010-2011